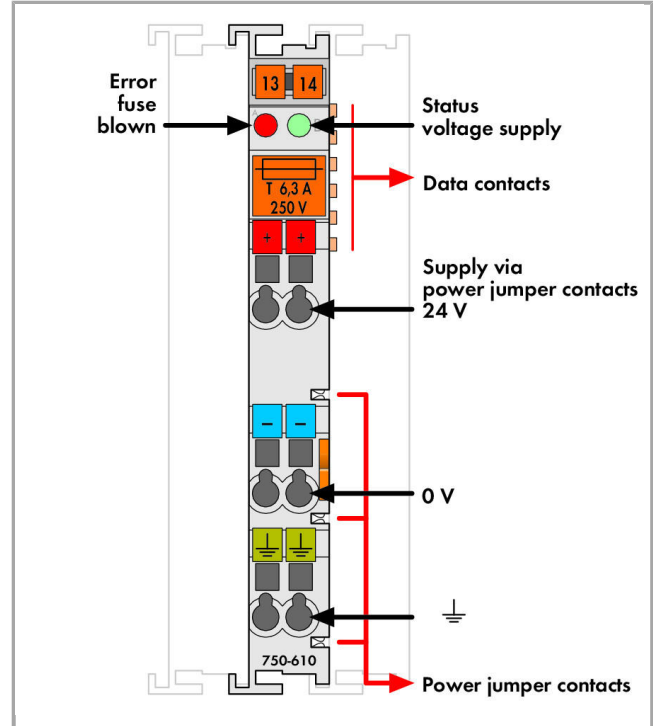
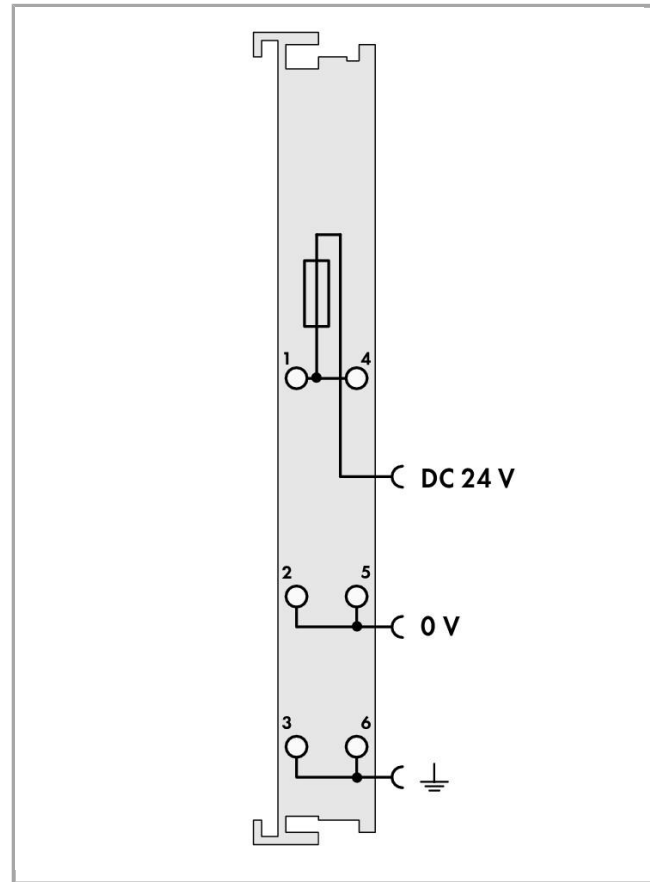
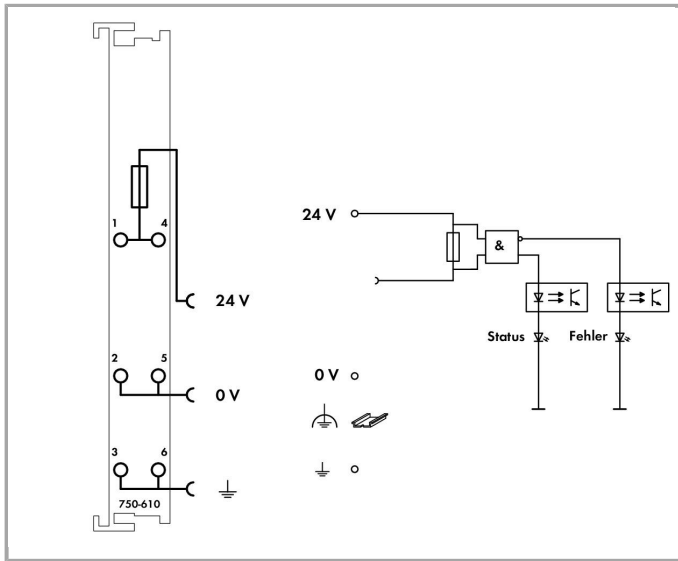


750-610



RoHS Compliant [BOMcheck.net](https://www.bomcheck.net)



Item description

The supply module provides the I/O modules with the corresponding supply potential.

The maximum current at the supply module is 6.3A. When configuring the system, it must be ensured that this total current is not exceeded. Should higher currents be necessary, intermediate supply modules must be added in the assembly.

This module is fuse-protected (5 x 20mm). The fuse can be changed quickly, with ease, from the retractable fuse carrier.

A blown fuse and the status of the supply voltage are indicated via LEDs.

The I/O module sends information about the status of the supply module to the fieldbus coupler through two input bits. One bit is for the status of the fuse. The other bit is for the status of the supply voltage.

Data

Technical Data

| Type of signal | Voltage |
|-----------------------|------------------------------------------------------------------------------------------|
| Diagnostics | Supply voltage detection level on > DC 15 V; Supply voltage detection level off < DC 5 V |
| Fuse | 5 x 20; T 6.3 A (not included) |
| Bit width | 2 bits |
| System supply voltage | DC 5 V; via data contacts |

| | |
|--------------------------------------------------------|--------------------------------------------------------------------|
| Current consumption, system supply (5 V) | 5 mA |
| Field supply voltage | DC 24 V (-25 ... +30 %); via wiring level (CAGE CLAMP® connection) |
| Number of outgoing power jumper contacts | 3 |
| Current carrying capacity of the power jumper contacts | 6.3 A |

Connection data

| | |
|-------------------------------------|----------------------------------------------|
| Connection technology: field supply | 6 x CAGE CLAMP® |
| Connection type (1) | Field supply |
| Solid conductor | 0.08 ... 2.5 mm ² / 28 ... 14 AWG |
| Fine-stranded conductor | 0.08 ... 2.5 mm ² / 28 ... 14 AWG |
| Strip length | 8 ... 9 mm / 0.31 ... 0.35 inch |

Geometrical Data

| | |
|---------------------------------------|----------------------|
| Width | 12 mm / 0.472 inch |
| Height | 69.8 mm / 2.748 inch |
| Height from upper-edge of DIN-35 rail | 62.6 mm / 2.465 inch |
| Depth | 100 mm / 3.937 inch |

Mechanical data

| | |
|------------------|-------------|
| Type of mounting | DIN-35 rail |
|------------------|-------------|

Material Data

| | |
|--------------------|------------------------------|
| Color | light gray |
| Housing material | Polycarbonate, polyamide 6.6 |
| Fire load | 1.163 MJ |
| Weight | 46.823 g |
| Conformity marking | 1 |

Environmental Requirements

| | |
|-----------------------------------------|-------------------------------------------|
| Surrounding air (operating) temperature | 0 ... 55 °C |
| Surrounding air (storage) temperature | -40 ... 85 °C |
| Protection class | IP20 |
| Degree of pollution (5) | 2 per IEC 61131-2 |
| Operating altitude | 0 ... 2000 m |
| Mounting position | horizontal (standing/lying) or vertical |
| Relative air humidity (no condensation) | 95 % |
| Vibration resistance | 4g per IEC 60068-2-6 |
| Shock resistance | 15g per IEC 60068-2-27 |
| EMC immunity to interference | acc. to EN 61000-6-2, marine applications |


| | |
|------------------------------------------------------------------------------------|-------------------------------------------|
| EMC emission of interference | acc. to EN 61000-6-4, marine applications |
| Exposure to pollutants | Per IEC 60068-2-42 and IEC 60068-2-43 |
| Permissible H ₂ S contaminant concentration at a relative humidity 75 % | 10 ppm |
| Permissible SO ₂ contaminant concentration at a relative humidity 75 % | 25 ppm |

Commercial data





| | |
|--------------------|-----------------|
| Product Group | 15 (Remote I/O) |
| Country of origin | DE |
| GTIN | 4045454396145 |
| Customs Tariff No. | 85389091890 |

Approvals / Certificates

Country specific Approvals














| Logo | Approval | Additional Approval Text | Certificate name |
|-----------------------------------------------------------------------------------|--------------------------------------|--------------------------|-----------------------------|
|  | KC National Radio Research Agency | Article 58-2, Clause 3 | MSIP- REM-W43- SPP750 |



















Ship Approvals

| Logo | Approval | Additional Approval Text | Certificate name |
|-------------------------------------------------------------------------------------|--------------------------------------------------|--------------------------|-----------------------|
|  | ABS American Bureau of Shipping | - | 19- HG1821926 |
|  | DNV GL Det Norske Veritas, Germanischer Lloyd | - | TAA0000194 |
|  | LR Lloyds Register | - | 02/20026 (E5) |
|  | PRS Polski Rejestr Statków | - | TE/2236 /880590/19 |

Compatible products

Marking accessories

| | | | |
|------------------------------------------------------------------------------------|-------------------------------------------------------------------------------------------------------------------------------|----------|----------|
|  | Item no.: 2009-145 Mini-WSB Inline; for Smart Printer; on reel; stretchable 5 - 5.2 mm; plain; snap-on type | | 2009-145 |
|  | Item no.: 2009-145/000-002 Mini-WSB Inline; for Smart Printer; on reel; stretchable 5 - 5.2 mm; plain; snap-on type | /000-002 | 2009-145 |
|  | Item no.: 2009-145/000-005 Mini-WSB Inline; for Smart Printer; on reel; stretchable 5 - 5.2 mm; plain; snap-on type | /000-005 | 2009-145 |
|  | Item no.: 2009-145/000-006 Mini-WSB Inline; for Smart Printer; on reel; stretchable 5 - 5.2 mm; plain; snap-on type | /000-006 | 2009-145 |
|  | Item no.: 2009-145/000-007 Mini-WSB Inline; for Smart Printer; on reel; stretchable 5 - 5.2 mm; plain; snap-on type | /000-007 | 2009-145 |
|  | Item no.: 2009-145/000-012 Mini-WSB Inline; for Smart Printer; on reel; stretchable 5 - 5.2 mm; plain; snap-on type | /000-012 | 2009-145 |
|  | Item no.: 2009-145/000-023 Mini-WSB Inline; for smartPRINTER; on reel; stretchable 5 - 5.2 mm; plain; snap-on type | /000-023 | 2009-145 |
|  | Item no.: 2009-145/000-024 Mini-WSB Inline; for Smart Printer; on reel; stretchable 5 - 5.2 mm; plain; snap-on type | /000-024 | 2009-145 |
|  | Item no.: 248-501 Miniature WSB Quick marking system; plain; Marker width 5 mm; 10 strips with 10 markers per card | | 248-501 |
|  | Item no.: 248-501/000-002 Mini-WSB marking card; as card; not stretchable; plain; snap-on type | /000-002 | 248-501 |
|  | Item no.: 248-501/000-005 Mini-WSB marking card; as card; not stretchable; plain; snap-on type | /000-005 | 248-501 |
|  | Item no.: 248-501/000-006 Mini-WSB marking card; as card; not stretchable; plain; snap-on type | /000-006 | 248-501 |
|  | Item no.: 248-501/000-007 Mini-WSB marking card; as card; not stretchable; plain; snap-on type | /000-007 | 248-501 |

| | | |
|------------------------------------------------------------------------------------|--------------------------------------------------------------------------------------------------------------------------------------|---------------------|
|  | Item no.: 248-501/000-012 Mini-WSB marking card; as card; not stretchable; plain; snap-on type | 248-501 /000-012 |
|  | Item no.: 248-501/000-017 Mini-WSB marking card; as card; not stretchable; plain; snap-on type | 248-501 /000-017 |
|  | Item no.: 248-501/000-023 Mini-WSB marking card; as card; not stretchable; plain; snap-on type | 248-501 /000-023 |
|  | Item no.: 248-501/000-024 Mini-WSB marking card; as card; not stretchable; plain; snap-on type | 248-501 /000-024 |
|  | Item no.: 750-100 Marker card; as a DIN A4 sheet; plain | 750-100 |
|  | Item no.: 750-103 Group marker carrier | 750-103 |
|  | Item no.: 750-106 Group marker carrier | 750-106 |
| Carrier rail | | |
|  | Item no.: 210-112 Steel carrier rail; 35 x 7.5 mm; 1 mm thick; 2 m long; slotted; according to EN 60715; "Hole width 25 mm | 210-112 |
|  | Item no.: 210-113 Steel carrier rail; 35 x 7.5 mm; 1 mm thick; 2 m long; unslotted; according to EN 60715 | 210-113 |
|  | Item no.: 210-114 Steel carrier rail; 35 x 15 mm; 1.5 mm thick; 2 m long; unslotted; similar to EN 60715 | 210-114 |
|  | Item no.: 210-115 Steel carrier rail; 35 x 7.5 mm; 1 mm thick; 2 m long; slotted; according to EN 60715; "Hole width 18 mm | 210-115 |
|  | Item no.: 210-118 Steel carrier rail; 35 x 15 mm; 2.3 mm thick; 2 m long; unslotted; according to EN 60715 | 210-118 |
|  | Item no.: 210-196 Aluminum carrier rail; 35 x 8.2 mm; 1.6 mm thick; 2 m long; unslotted; similar to EN 60715 | 210-196 |
|  | Item no.: 210-197 Steel carrier rail; 35 x 15 mm; 1.5 mm thick; 2 m long; slotted; similar to EN 60715 | 210-197 |
|  | Item no.: 210-198 Copper carrier rail; 35 x 15 mm; 2.3 mm thick; 2 m long; unslotted; according to EN 60715 | 210-198 |
|  | Item no.: 210-504 Steel carrier rail; 35 x 7.5 mm; 1 mm thick; 2 m long; slotted; galvanized; according to EN 60715 | 210-504 |
|  | Item no.: 210-505 Steel carrier rail; 35 x 7.5 mm; 1 mm thick; 2 m long; unslotted; galvanized; according to EN 60715 | 210-505 |
|  | Item no.: 210-506 Steel carrier rail; 35 x 15 mm; 1.5 mm thick; 2 m long; unslotted; galvanized; similar to EN 60715 | 210-506 |

**Item no.: 210-508**

Steel carrier rail; 35 x 15 mm; 1.5 mm thick; 2 m long; slotted; galvanized; similar to EN 60715

210-508

system box

**Item no.: 850-804**

IP65 enclosure; Stainless steel; WxHxD (400x123x200 mm); 4 x M20, 16 x M16, 28 x M12 cable grip

850-804

**Item no.: 850-804/000-001**

IP65 enclosure; Stainless steel; WxHxD (400x123x200 mm); 2 x M20, 13 x M16, 32 x M12 cable grip

/000-001

850-804

**Item no.: 850-805**

IP65 enclosure; Stainless steel; WxHxD (600x123x200 mm); 4 x M20, 19 x M16, 67 x M12 cable grip

850-805

**Item no.: 850-814/002-000**

IP65 enclosure; Sheet steel (RAL 7035); WxHxD (200x120x200 mm); without flange plate

/002-000

850-814

**Item no.: 850-815/002-000**

IP65 enclosure; Sheet steel (RAL 7035); WxHxD (300x120x200 mm); without flange plate

/002-000

850-815

**Item no.: 850-816/002-000**

IP65 enclosure; Sheet steel (RAL 7035); WxHxD (400x120x200 mm); without flange plate

/002-000

850-816

**Item no.: 850-817/002-000**

IP65 enclosure; Sheet steel (RAL 7035); WxHxD (600x120x200 mm); without flange plate

/002-000

850-817

**Item no.: 850-825**

IP65 enclosure; Aluminium (RAL 7032); WxHxD (160x100x160 mm); 9 x M12, 4 x M20

850-825

**Item no.: 850-826**

IP65 enclosure; Aluminium (RAL 7032); WxHxD (240x100x160 mm); 4 x M20, 4 x M16, 14 x M12 cable grip

850-826

**Item no.: 850-826/002-000**

IP65 enclosure; Aluminium (RAL 7035); WxHxD (240x100x160 mm); 4 x M20, 4 x M16, 14 x M12 cable grip

/002-000

850-826

**Item no.: 850-827**

IP65 enclosure; Aluminium (RAL 7032); WxHxD (320x100x160 mm); 4 x M20, 8 x M16, 17 x M12 cable grip

850-827

**Item no.: 850-827/002-000**

IP65 enclosure; Aluminium (RAL 7035); WxHxD (320x100x160 mm); 4 x M20, 8 x M16, 17 x M12 cable grip

/002-000

850-827

**Item no.: 850-828**

IP65 enclosure; Aluminium (RAL 7032); WxHxD (480x100x160 mm); 4 x M20, 10 x M16, 35 x M12 cable grip

850-828

**Item no.: 850-828/002-000**

IP65 enclosure; Aluminium (RAL 7035); WxHxD (480x100x160 mm); 4 x M20, 10 x M16, 35 x M12 cable grip

/002-000

850-828

**Item no.: 850-834**

IP65 enclosure; Polyester (RAL 7032); WxHxD (164x100x164 mm); 9 x M12, 4 x M20

850-834

**Item no.: 850-835**

IP65 enclosure; Polyester (RAL 7032); WxHxD (244x100x164 mm); 4 x M20, 4 x M16, 14 x M12 cable grip

850-835

**Item no.: 850-836**

IP65 enclosure; Polyester (RAL 7032); WxHxD (324x100x164 mm); 4 x M20, 8 x M16, 17 x M12 cable grip

850-836

shield connection**Item no.: 790-108**

Shield clamping saddle; 11 mm wide; diameter of compatible conductor

790-108

**Item no.: 790-116**

Shield clamping saddle; 19 mm wide; diameter of compatible conductor; 7 ... 16 mm

790-116

**Item no.: 790-124**

Shield clamping saddle; 27 mm wide; diameter of compatible conductor; 6 ... 24 mm

790-124

**Item no.: 790-140**

Shield clamping saddle; diameter of compatible conductor

790-140

**Item no.: 790-208**

Shield clamping saddle; 12.4 mm wide; 3 ... 8 mm

790-208

**Item no.: 790-216**

Shield clamping saddle; 21.8 mm wide; 6 ... 16 mm

790-216

**Item no.: 790-220**

Shield clamping saddle; 30 mm wide; 6 ... 20 mm

790-220

Downloads**Documentation****Manual**

| | | | |
|-----------------------------------------------------------|---------|---------------|----------|
| 24VDC, max. 6.3A without diagnostics, with fuse holder | V 1.1.0 | pdf 2.1 MB | Download |
|-----------------------------------------------------------|---------|---------------|----------|

Bid Text

| | | | |
|-----------------------|-------------|----------------|----------|
| 750-610 IO-Klemmen | Apr 4, 2012 | doc 27.1 kB | Download |
|-----------------------|-------------|----------------|----------|

Additional Information

| | | | |
|----------------------------------------------------------|---------|-----------------|----------|
| Disposal; Electrical and electronic equipment, Packaging | V 1.0.0 | pdf 265.8 kB | Download |
|----------------------------------------------------------|---------|-----------------|----------|

System Description

| | | | |
|---------------------------------------------------------|--|---------------|----------|
| 750/753 Series I/O-System – General Product Information | | pdf 1.7 MB | Download |
|---------------------------------------------------------|--|---------------|----------|

| | | | |
|------------------------------------------------------------------------------------|---------|---------------|----------|
| Design Notes Basic conditions and recommendations for higher operational safety | V 2.0.0 | pdf 1.5 MB | Download |
|------------------------------------------------------------------------------------|---------|---------------|----------|



Overview on WAGO-I/O-SYSTEM 750 approvals

pdf
780.2 kB

[Download](#)

Use in Hazardous Environments

V 1.0.0

pdf
1.0 MB

[Download](#)

Term definition, marking and installation regulations

CAD/CAE - Smart Data

CAD data

3D Download 750-610

URL

[Download](#)

Device Files

Device Driver

WAGO USB Service Cable Driver / 750 and 857 Series
759-923

6.5.3.0
Sep 10, 2014

zip
4.8 MB

[Download](#)

Product family

750/753 Series I/O-System

[Learn more about the product family.](#)

[Show all products from the family](#)

Subject to changes.